

Chadsgrove

Subject Update Newsletter



Our School Values

Welcoming

Teamwork

Friendship

Trust

Independence

Fun

Pre-Formal Curriculum Department

In school, our pupils follow a Pre-Formal Curriculum Pathway, which encourages pupils to develop their early communication, thinking and motor skills in a holistic way throughout the school day.

Intensive Interaction is an essential part of our curriculum, as this enables our pupils to develop the 'Fundamentals of Communication'; crucial concepts such as sharing attention with another person, understanding facial expressions, using eye contact and using vocalisations to communicate. For more information about Intensive Interaction, visit Dave Hewitt's You Tube channel and don't be afraid to have a go! We also use sensory stories and TACPAC (Touch and Communication) to develop our pupils' communication skills and we have lots of stories and videos on our website and learning platform for you to share with your children at home.

In our Thinking Skills lessons in school, we encourage our pupils to develop the use of their senses through activities such as 'messy food play' and 'sensory exploration bins/trays'. We also give pupils the opportunity to explore 'cause and effect' activities using computers and iPads, as well as exploring sound in their Music lessons and getting outside to explore nature in Forest School sessions. We have put lots of ideas on our website/learning platform for you to try at home – be prepared to get messy!

Pupils' Motor Skills work very much depends on their personal movement programmes; we work closely with their Physiotherapists in school to tailor activities to their individual needs. We hope that you have found ways to keep your children moving whilst they are at home; don't hesitate to ask for advice from us during our weekly phone calls if you have any questions about your child's movement programme at this time.



Religious Education


In school, each of our classes has a weekly RE lesson, during which they follow the Worcestershire Agreed Syllabus for Religious Education. This syllabus is written by local representatives from all of the major religions in our area. Pupils are given the opportunity to learn about the beliefs and practices of a range of faith communities throughout the school year.

At Chadsgrove, we also focus on a different cultural or religious festival each month, as part of our 'multi-cultural education'. Pupils will spend some time in class learning about the festival and why it is important. They may join in with celebrating the festival through role play activities and often we have themed lunch menus to link with the 'Festival of the Month'.

In May and June, our Festivals of the Month are the Islamic period of Ramadan and the Hindu festival of Rath Yatra.

On our website, you will find some information to share with your children about these festivals as well as some ideas for activities which your children might like to join in with as part of their home learning.

You could even have a go at doing some cooking linked to these festivals and cultures too!



Food Technology

Well done everyone if you have completed any of the activities on the home learning page.

I thought you might like to put your practical skills to the test now and cook some of the lovely recipes you have done in school.
Each week I aim to put one or two recipes on there for you to try.

Happy cooking.




Chadsgrove Chronicle Art Gallery

Get Creative



- Every week there is a new instalment of **'Mrs Arts Sketchbook ideas'** in the Art section of the school website
- Take a look, you might feel like having a go at some of the ideas
- The most important thing is to stay creative and have **FUN!!!**
- Any Art competitions will also appear in the Art section of the website so stay alert if you want to take part!
- Keep an eye on 'educational links' on the website. New and exciting lesson ideas are being uploaded regularly

**Send a photograph of your art work to Julia Lloydlangston
jll63@chadsgrove.worcs.sch.uk and join our gallery online**



Music



The Chadsgrove School Song Challenge!

A message from Miss Wellings:
I would love to make a montage of video clips of our wonderful pupils performing the school song, so...

Calling all singers, signers, dancers and smilers! I need you to:

Film yourself singing, signing, dancing or simply smiling over the school song (have the track playing in the background. There are 2 different tracks but it doesn't matter which you use)

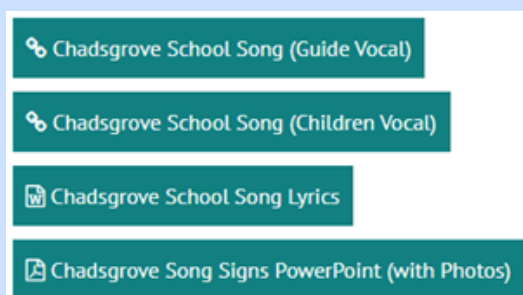
Record the whole song, or just a small part of it –
even just one line if you wish

Email your video clips to srw31@chadsgrove.worcs.sch.uk
and I will do the rest!

Please let me have your clip/s by Friday 5th June 2020.

www.chadsgroveschool.org.uk/web/music/462098

For the song tracks, lyrics and signalong instructions go to the
HOME LEARNING section of our school website, then it's
Subjects, Music
and then scroll down until you see the links listed like this:



Email me if you have any questions.
I hope lots of you can take part in this!
Your family members are welcome to join in too!

Thank you

A WRITE LAUGH!



A NEW WRITING COMPETITION FOR CHILDREN...

In association with children's author, Guy Bass, his publisher, Little Tiger, and children's magazine, The Week Junior, Authorfy are delighted to announce a brand new writing competition for children aged 5-13. It's called A WRITE LAUGH, and the aim is simple - to write something that makes you (and us) laugh!

WHAT YOU CAN WIN:

1st prize winners will have their story published in an eBook that will be free to read and download online, a year's subscription to The Week Junior and £100 worth of books from Little Tiger. 2nd and 3rd prize winners will also have their stories published in an eBook and will win bundles of books worth £75 and £50.

HOW TO ENTER:

- Just write a story in **no more than 500 words** that **makes you laugh**.
- It can be about anyone or anything, anywhere, in any time or any place.
- If you're stuck, **watch some videos at authorfy.com/masterclasses/awritelaugh** where Guy and his author friends share their tips for writing funny stories.
- Once you've written your story (it can be handwritten or typed), send it in an email to **awritelaugh@littletiger.co.uk**.
- Your entry will only qualify if you include your name and your parent's name, your age, your address, and a parent email address and phone number.
- Entries must be written in English and you have until 31st May to send them in. More T's & C's can be found at littletiger.co.uk.


IN ASSOCIATION WITH:



Virtual Sports Week 22nd to 26th June

Monday 22nd June

Design a flag for your House

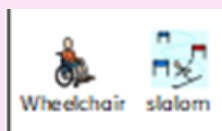



Tuesday 23rd June

Chadsgrove Got Talent

Wednesday 24th June

School Games Day




Thursday 25th June

Wheelchair Slalom

Friday 26th June

Sports Day including an Opening Ceremony



Details about the week will be sent out after half term.
If you are unsure about your child's House Colour please ask the class teacher.



Worcestershire Virtual School Games

1st June—10th July

Pupils from Chadsgrove School would have been attending the Worcestershire School Games New Age Kurling Competition, Boccia Competition and Arrows Archery Competition.

The Worcestershire School Games are now virtual,
there will be different events each week.

8th-12th June is the Target Competition.

Pupils from KS1-KS4 can take part.

More details to follow.



Well done to a pupil in 15US who is studying for his Cambridge National Sports Studies Course. This pupil has produced some fantastic work on National Sports Events, Stadiums and The Football Association.

Reading Aloud to Children

Sharing books with your child during lock-down? Our **literacy team** have summarised some **‘Top Tips’** from Prof. Teresa Cremin (The Open University) for **‘making it magical!’**

1. Find a brilliant book:

Quality picture books lend themselves to reading aloud to young children. They often have rich rhythms and rhymes, stunning illustrations and engaging characters with whom we can all connect.

2. Choose a comfy spot:

Turn off the TV and your phone and settle down together, perhaps with your child’s favourite cuddly toy to listen in too! This is your special time together.

3. Begin the journey:

Read the title aloud and the author’s name and spend some time just looking at the cover together, you might point things out, wonder aloud what’s going to happen to a particular character, and if they can, let your child comment too. With older children, you may wish to read the back cover blurb too, tempting your child with the snippets offered and chatting about what the book appears to be about.

4. Read, relax and respond:

Open it up unhurriedly and begin to **read** the first few pages of the text, reading slowly and expressively before you pause, so you’ve begun to tempt your child in to the tale.

Relax; there is no right way to do this! Being responsive to your child’s reactions is important. If they comment, ask questions or are looking closely at a picture, pause and **respond**, their relaxed attentive involvement is a joy to see and deserves your encouragement.

5. Chat about the book:

Informal book talk is key to enjoying a story. Pause between reading it aloud and take the time to chat about what’s happening, the behaviour of the characters, what might happen next and so on. Make connections to people and events in your child’s life as this will help them make personal sense of the story.

6. Bring the book to life:

Don’t rush, but do keep the flow of the story going (there’s plenty of time to examine it further on a 2nd/3rd reading!), so whilst at times you’ll stop to chat, at others, hold the telling space and have fun! Add in **noises, emphasis, intonation** and colour by using your voice to **bring the book to life**. No-one is watching and your child will enjoy it more and may join in with your actions, facial expressions and any repeating lines.

7. Finish with space to think:

As you reach the last page, slow down and let the story reach its end with emphasis. Pause, don’t rush to asking questions, allow some thinking space and let your child guide you. They may choose to look back through it, may demand it ‘again!’ or may scramble down in search of another. There’s no need to discuss it, but if they’re looking through it they may want to talk more about it.



Science is all about how the world works, and being at home is a great chance to explore science and carry out your own investigations! Each week we will have a **'Scientist of the Week'** in our Chadsgrove Chronicle. Well done to everyone who has shared photos of what they've been up to....we've seen hatching eggs, lava lamps, fireworks in a glass, exploding volcanoes, exploring solutes and solvents, planting in the garden and lots of baking! Keep your photos and updates coming in!

There are lots of resources on the school website in the subjects area of the home learning page. So please keep checking in for ideas and inspiration. If there is anything you would like to see on here, or something you'd like to know more about then please get in touch.

CHADSGROVE LAUNCHES OUR ONLINE SCIENCE CLUB!



I am also delighted to announce that we are launching our **Online Science Club!** This has been set up on the new learning platform. Initially I have invited those upper school pupils who have done the Friday afternoon Science Club in their 'Options' but I would love for anyone else (upper or lower school!) to join us – just email me and I will add you to the group.


Pupils will complete a weekly challenge / experiment put on the learning platform and once they have completed 8 experiments I can enter them to receive a 'SuperStar Crest Award' from the British Science Association.

Please email me to find out more or if you'd like to join the group:

Amy Hockey aer53@chadsgrove.worcs.sch.uk

Happy experimenting!

Mrs Hockey



ABC

Phonics

Phonics and English



A message from Miss. Treglown, Mrs. Mole and Mr. Brown:

We are loving hearing about all the great reading and English tasks you have been doing at home. If you would like to share any pictures of your English activities at home, please email them to Georgia Treglown gt89@chadsgrove.worcs.sch.uk.

We would like to draw your attention to some brilliant "Letters and Sounds" phonics lessons on YouTube. These are high quality, short, 20-minute lessons that would be suitable for any child who is learning to read. Please contact your child's class teacher if you would like guidance on how to find these lessons and phonics phase suitability for your child.

If you need any other guidance or support with English home learning, please let a staff member know during your weekly phone calls. This staff member will then ask the class teacher or a member of the English team to get in touch with you.

Do not forget to keep checking the "reading" and "phonics" pages located within the home learning section on the school website. We are continuing to update our "Story Time" videos where you will recognise familiar faces and of course, our very own Ted!

