

Chadsgrove School Support Services



Learning Support Team

SEMH Advisory Team

CCN Team

Occupational Therapy

Play Therapy

SALT

Pathways Provision

Vision Impairment

Early Years

PD Team

Service Directory 2021-2022

Time for change, time for Chadsgrove

Vision and Values

“Supporting schools and teachers to deliver educational excellence for all children”

We care

We believe specialist input should be SMART:

- ♦ Supportive
- ♦ Meaningful
- ♦ Accessible
- ♦ Robust
- ♦ Timely

We share

We believe knowledge is for sharing, we therefore ensure:

- ♦ That language in reports and advice is accessible to all readers
- ♦ Advice is evidence based
- ♦ The team are easily contactable for schools and parents to discuss recommendations.
- ♦ Support is available for modelling of approaches

We deliver

We ensure that we deliver:

- ♦ Support that is individualised
- ♦ Recommendations that are personalised
- ♦ Provision that meets need
- ♦ Training for sustainability

NEW

- ♦ Pathways Provision
- ♦ SEMH Advisory Team
- ♦ Dyslexia screening service
- ♦ CCN onsite secondary school clinics
- ♦ Pupil autism awareness support
- ♦ Training and CPD packages

Contents

1	Welcome
2	Support Packages
3 & 4	Learning Support Team
5	Dyspraxia Motorway
6	Complex Communication Needs (CCN) Team
7 & 8	Pathways Team
9 & 10	SEMH Advisory Support Team
11	Early Years (School and PVI Settings)
12	Speech and Language Therapy Services
13	Paediatric Occupational Therapy Services
14	Play Therapy
15	Physical Disability Team
16	Vision Impairment
17	Whole School SEND Review
18	SENCO Strategic Support
19	SpLD Quality Mark
20	Steps to Accreditation
21	Careers Advisory Team
22	System Leadership: Primary and Special (All Ages)
23 & 24	Training and CPD
25	SENCo Network

Welcome



Welcome to our 2021-22 traded services directory offering a full range of specialist support services to meet the needs of your pupils and setting. At Chadsgrove School Support Services, we are very aware that schools are under increasing financial pressure, which is why we believe in offering high quality support services at a realistic and affordable price.

Our flexible service approach continues to give you the ultimate control in the way that you use specialist support services: *you decide when you refer and which service you refer to*. Our vision of providing high quality support means that we are continually reviewing and developing our service portfolio: ***we care, we share, we deliver!***

I am delighted to introduce a range of new services and teams, including our Pathways Provision, our SEMH Advisory Team and updated services as part of our Learning Support Team and CCN Team offer; providing you with ongoing specialist support to help meet the needs of pupils and staff in your setting.

Further exciting developments are planned during this financial year and directory updates will be sent out to you as new services are launched.

If you would like to discuss your school or setting requirements with us or to find out more about our services, then please do not hesitate to contact us.

Purchasing your services

Services can be ordered by contacting our administration team who will be more than happy to discuss your individual needs:

schoolsupportservices@chadsgrove.worcs.sch.uk

01527 871511 (option 2)

We look forward to working with you.



Mark Loveday
Head of Service

Support Packages

Support packages will be devised in consultation with the school, and may be commissioned using pre-purchased agreements or on a pay-as-you go basis. Pre-purchased units represent a generous saving compared to pay-as-you-go. Once units have been purchased, we will maintain an account for the school.

Pre-Purchased Unit Packages	
Single Unit Price	£50 <i>Minimum initial purchase = 20 units</i>
Additional units are available to top-up packages at £50 per unit 5% discount for purchases of 50 + units (per single transaction)	

(PAYG) prices listed under individual team services.
Please not PAYG is not available for all services,
please check team specific information in the directory.



We believe everyone should benefit from discounts,
therefore at Chadsgrove School Support Services
we offer discounts ALL year round.

That's our 365 guarantee!

Learning Support Team



The Learning Support Team is made up of specialist teachers experienced in working with children and young people with a range of learning needs. The team are qualified specialist teachers and are able to diagnose dyslexia and dyscalculia and are also a key component of the *Dyspraxia Motorway*.

The team carry out assessments to identify challenges to educational progress (including diagnosis of Specific Learning Difficulties—SpLDs) and make recommendations for support based upon their findings. These recommendations may include individualised programmes of support, approaches and strategies, classroom support and advice on inclusive practice.

Services include:

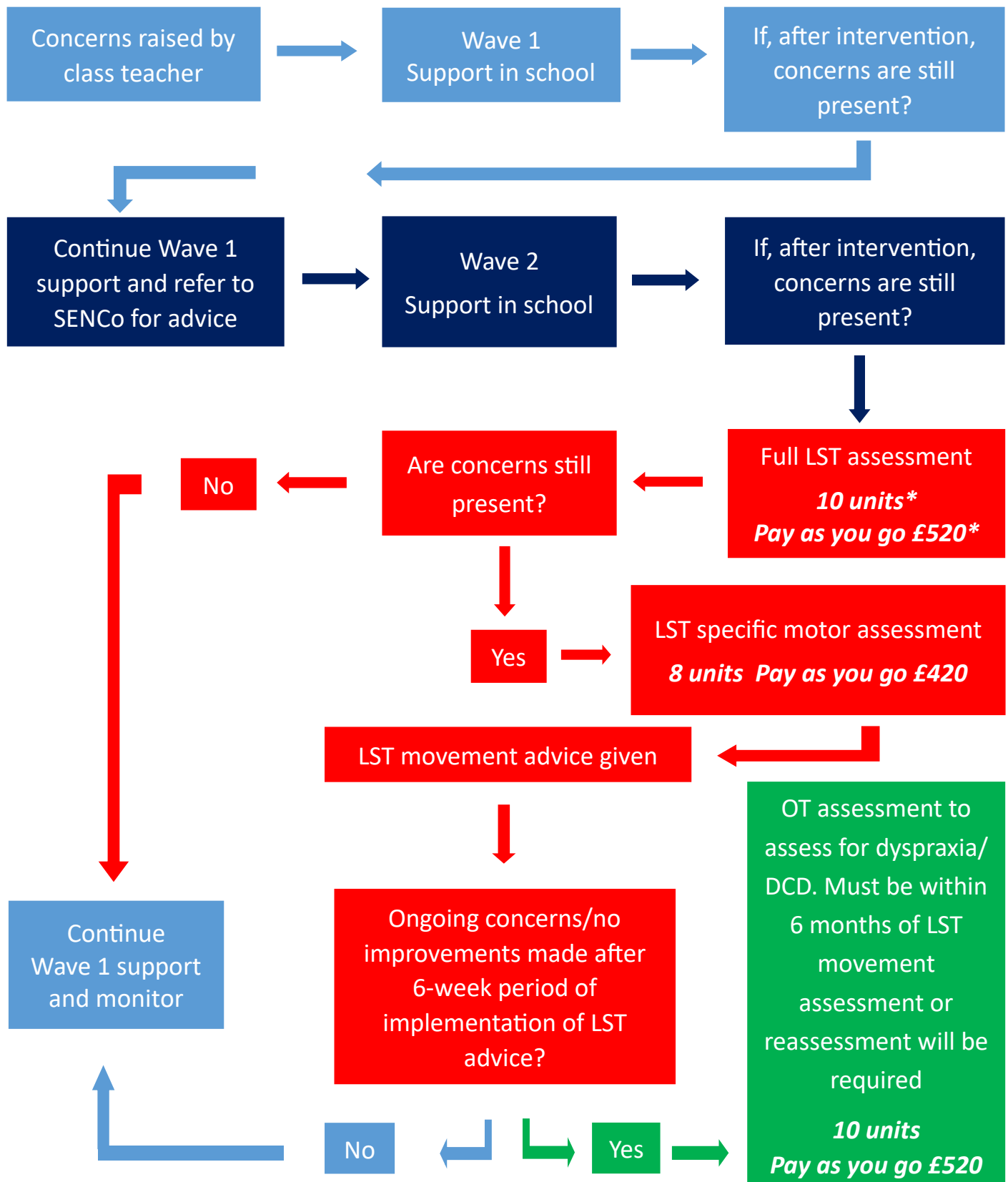
- ◆ Cognitive assessments
- ◆ Dyslexia and Dyscalculia (SpLD) diagnostic assessments (pupils aged seven and above)
- ◆ Dyslexia screening
- ◆ Specialist advice
- ◆ Support with interventions
- ◆ 1:1 or small group teaching
- ◆ Examination Access Arrangements
- ◆ Strengths and Needs assessments
- ◆ Learning review and progress updates
- ◆ Training packages (please see training section of directory)
- ◆ Assessment evidence for *Disabled Student Allowance* (Dyslexia)

A range of LST training and CPD is available, see training section of directory for further details.



	Units	Pay as you go
Full Learning Support Assessment (including Dyslexia diagnosis as appropriate)* To include: <ul style="list-style-type: none"> ◆ Diagnostic cognitive assessment ◆ Written report ◆ Recommendations and advice <small>*subject to DDM outcome. All LST assessments for pupils 7 years + will automatically be submitted to DDM panel—please see cost below.</small>	10 units	£520
Full Dyscalculia Assessment (for pupils aged 7 years plus) To include: <ul style="list-style-type: none"> ◆ Diagnostic cognitive assessment ◆ Literacy and Numeracy focus ◆ Written report ◆ Recommendations and advice ◆ Dyslexia or Dyscalculia diagnosis (as appropriate)* <small>*subject to DDM outcome. All Dyscalculia assessments will automatically be submitted to DDM panel—please see cost below.</small>	14 units	£720
Short Dyscalculia Assessment (for pupils aged 7 years plus) Maths focus— only available if a full LST assessment has been completed within the last year) <small>*subject to DDM outcome. All Dyscalculia assessments will automatically be submitted to DDM panel—please see cost below.</small>	10 units	£520
Diagnostic Decision Meeting (DDM) Full LST and Dyscalculia assessments will be presented at DDM panel as standard. Minimum age for a diagnosis is seven.	1 unit per pupil (or £55 Pay as you go) for pupils aged seven and over	
Strengths and Needs Assessment (Early Years and Reception pupils)	8 units	
Dyslexia Screening (not a diagnostic assessment) To include: <ul style="list-style-type: none"> ◆ Screening by a specialist teacher ◆ Short outcome report 	3 units per pupil (minimum of two pupils) (not available on pay as you go)	
Examination Access Arrangements	Bespoke—Price on request	
Modelling of practice - approaches and strategies to enhance pupil progress and engagement	5 units	£270
Specialist Teaching—Individualised programmes of intervention to match pupil needs (only available after a full LST assessment) <ul style="list-style-type: none"> ◆ Provides 30 minute 1:1 teaching session for up to three pupils (per half day provision) 	5 units per half day	£270 per half day
Attendance at Annual Reviews or meetings (subject to availability)	2 units	£120

Assessment Route




Complex Communication Needs (CCN) Team

Our team of experienced specialist teachers can provide support and advice on responding to the needs of children and young people on the autism spectrum. This may take the form of assessing individual need, provision audits, specific staff training, resource development, curriculum adaptation to support quality first teaching and ongoing monitoring. We will also advise on the use of specific approaches including structured teaching, social stories, and visual communication systems.

	Units	Pay as you go
Assessment relating to an individual pupil including report <i>(This can either be delivered at school or in the home)</i>	10 units	£520
Autism Awareness Support Individual pupil awareness Programme 5 x 1 hour sessions	12 units	£640
Onsite CCN clinic <i>(Termly clinic, designed to support secondary aged pupils)</i> Includes: <ul style="list-style-type: none"> ◆ Individual pupil support session ◆ Short written feedback 	10 units per day (Maximum of five pupils per day)	£520 per day (Maximum of five pupils per day)
Graduated Response Package Includes: <ul style="list-style-type: none"> ◆ Initial visit and report ◆ 2 x review visits ◆ Final visit and report 	28 units	£1500
Modelling of practice - demonstration/ modelling of support - post assessment	Half Day = 5 units Full Day = 10 units	Half Day = £270 Full Day = £520
Audit of the whole school environment (please contact to discuss your individual requirements)	Full Day = 10 units	Full Day = £520
Attendance at Annual Reviews or meetings (subject to availability)	2 units	£120

Pathways Provision

The Pathways Team provides a transdisciplinary approach, supporting pupils aged 10 -15 who are elective school refusers due to anxiety and/or neurodiverse needs. Support is overseen and coordinated by a lead CCN specialist teacher, who will liaise with the pupil's host school, parents, and external professionals. They will coordinate the transdisciplinary approach and provision, referring to the following specialists at Stage 2 as appropriate:



- ♦ Cognitive assessments and SpLD diagnostics – Learning Support Team
- ♦ Speech and Language Team
- ♦ Occupational Therapy (e.g. sensory assessment, sensory diets, direct therapy etc.)
- ♦ SEMH Advisory Team

The Team will provide support:


- ♦ At home—specialist teacher visits, virtual meetings, resources etc.
- ♦ Through community activities
- ♦ Liaison and advice with pupil's host school
- ♦ Professional meetings
- ♦ Provision of reports
- ♦ At the dedicated *Pathways Provision*, which is designed to provide support for up to four pupils on a part time, short term basis
- ♦ Transdisciplinary assessment of needs, leading to a personalised learning pathways for each pupil
- ♦ Transition support to enable reintegration into an appropriate full time educational provision



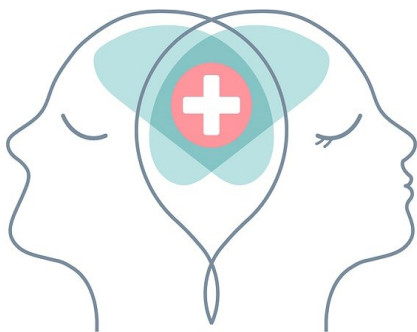
The provision of support is bespoke to each pupil to meet their individual needs, therefore timings for transition from Stage 1 to Stage 2, and from Stage 2 back to full time education, will vary. Transitions will be discussed at pupil review meetings.

	Units
Stage 1 To include: <ul style="list-style-type: none"> ♦ Lead specialist teacher ♦ Up to 3 hours of support per week via home visits and virtual meetings ♦ Target setting and review meeting (minimum every 6 weeks) ♦ Resources ♦ Attendance at meetings ♦ Transition planning with Pathways Provision team ♦ Short weekly feedback (via email) 	10 units per week (not available on Pay as you go)
Stage 2 To include: <ul style="list-style-type: none"> ♦ Lead specialist teacher ♦ Up to 3 half days at Pathways Provision ♦ Transdisciplinary input as required: Learning support Team, Occupational Therapy, SEMH Advisory Team etc.. ♦ Continued support at home (if required) ♦ Resources ♦ Weekly Progress Review Meetings (Pathways Team) ♦ Target setting and reviews (minimum every 6 weeks) ♦ Attendance at meetings ♦ EHCP support ♦ Transition planning to longer term educational setting ♦ Short weekly feedback (via email) 	16 units per week (not available on Pay as you go)

Positive journeys, start with
Pathways



SEMH Advisory Support Team



Our team of experienced and specialist practitioners can provide support and advice on responding to the needs of children and young people with a wide range of Social, Emotional and Mental Health needs which may impact upon their wellbeing, attendance, enjoyment and achievement within their educational setting.

We are able to provide general advice and training in a range of areas to inform and upskill staff, support with resource and curriculum development, adaptation of curriculum to support quality first teaching, and ongoing monitoring.

We will also advise and support on the use of specific approaches including: Attachment and Trauma aware practice, Protective Behaviours, Zones of Regulation, and Sensory Processing Differences.

Support can be provided at both individual and cohort level. We are also able to support staff and parents to understand a pupil's individual SEMH needs and offer guidance to support their inclusion and achievement in school.

**A range of SEMH training and CPD is available,
see training section of directory for further details.**

	Units	Pay as you go
Advice and Consultancy around SEMH issues e.g. policy, provision etc.	Half Day = 5 units Full Day = 10 units	Half Day = £270 Full Day = £520
Specific Class / Cohort Advice <ul style="list-style-type: none"> Meeting with staff to discuss needs and concerns Initial class observation Verbal and written feedback and advice to teacher Follow up contact 	Verbal Feedback Half Day = 5 units Written Feedback Full Day = 10 units	Verbal Feedback Half Day = £270 Written Feedback Full Day = £520
Specialist support to assist with the identification of SEMH needs of individual pupils Initial observation, discussion with staff and written initial guidance	10 units	£520
SEMH assessment More in depth SEMH assessment <ul style="list-style-type: none"> Includes: Consultation with staff and parents Observation 1:1 session with child Provision of assessments for teachers and parents to complete and related analysis of these. Written assessment report with conclusions and detailed guidance 	15 units	£790
Information, advice and guidance Guidance to support the development of activities, schemes of work, resources etc.	Half Day = 5 units	Half Day = £270
School Consultation; Attachment /Trauma Awareness – maybe via an audit and advice, whole class support etc.	Half Day = 5 units	Half Day = £270
Individual Learner Attachment Profile and Advice <ul style="list-style-type: none"> A clear picture of the child young person’s style of relating and needs will be gained along with specific written advice around targets and strategies for the particular child. If needed a Targeted and Measurable Plan could be put into place and reviewed at the end of a period of time with the school as part of a plan, do, assess, review cycle. 	10 units	£520
TAC/ Consultation for network and child/young person <ul style="list-style-type: none"> 2 hour consultation around a child or young persons individual SEMH/Attachment Needs 1 hour consultation with child/young person to gain their voice Written notes of meeting and follow on advice report provided. 	10 units	£520

Early Years (School and PVI Settings)

We can offer schools and settings a range of Early Years Foundation Stage support for working with children in nursery and reception classes. Advice and guidance is available to ensure quality provision with reference to EYFS and Ofsted frameworks.

Our experienced Early Years specialist teachers can deliver advisory, coaching and modelling sessions, assessments, and inclusion audits.

	Units	Pay as you go
Inclusion audits	Full Day = 10 units	Full Day = £520
EYFS practice and provision support and advice	Half Day = 5 units Full Day = 10 units	Half Day = £270 Full Day = £520
Ofsted readiness	Full Day = 10 units	Full Day = £520
Behaviour support advice—individual pupil	Half Day = 5 units Full Day = 10 units	Half Day = £270 Full Day = £520
Specialist support to assist with the identification of emerging needs—individual pupil	Half Day = 5 units Full Day = 10 units	Half Day = £270 Full Day = £520
Individual Pupil Assessment - Strengths and Needs Profile	8 units	£420
Attendance at Annual Reviews or meetings (subject to availability)	2 units	£120

Speech & Language Therapy Services

The ability to communicate is an essential life skill for all children and young people and it underpins a child's social, emotional and educational development. Strong language and communication skills are linked to better outcomes for children and young people in school and beyond.

10% of all children have long term or persistent speech language and communication needs (SLCN) – the most prevalent special educational need identified by primary schools.

The Children's Speech and Language Therapy Service is commissioned by the NHS and Worcestershire County Council to deliver services at a targeted and specialist level to children attending mainstream schools, working in partnership with the wider workforce to meet children's needs. Additional services from direct therapy to whole setting/school training and everything in between are available to be commissioned by schools to enhance their core service.

Example Interventions	Units	Pay as you go
Individual assessment & written report	9 units	£470
Programme of individual intervention, delivered by the therapist and support given to school staff	12 units per 6 session programme	£620
Programme of group intervention, delivered by the therapist and support given to school staff	12 units per 6 session programme	£620
Whole school audit and report including recommendations	Individually calculated (24 unit minimum for a one form entry)	
Whole school training – full-day	24 units	£1220
Whole school training – half-day	12 units	£620
Whole school training – 2 hour twilight	8 units	£420

Paediatric Occupational Therapy Services

Occupational Therapists are professionals who enable children and young people to participate fully in all aspects of life whether this be completing handwriting activities, playing with their peers, accessing their environment or managing in the classroom and wider school environment.

Occupational Therapy input can take the form of support and assessment of individual children, environmental assessments, staff training, and development of programmes or blocks of one to one or small group therapy. The team offer a range of therapy options devised to meet the needs of individual children or schools.

	Units	Pay as you go
Sensory Assessment Assessment, full report and feedback	10 units	£520
Motor Assessment	See <i>Dyspraxia Motorway</i>	See <i>Dyspraxia Motorway</i> for referral and assessment process
Environmental assessment and recommendations	Half Day = 5 units	Half Day = £270
Set up sensory diet or motor skills programme	5 units per child Pay as you go £195	
Review of sensory diet or motor skills programme (frequency dependent upon the individual child, but once per half term as a minimum)	5 units per child Pay as you go £270	
One to one therapy (Initially this would tend to be around 6 weekly sessions, but this is child specific)	15 units Pay as you go £770 6 x 1 hour sessions (to include verbal feedback to staff within the hour session)	

Play Therapy

The team is made up of qualified play therapists experienced in working with children and young people with a range of presenting behaviours.

The team are able to carry out assessments to identify the emotional needs of pupils and how these are impacting on learning and behaviour. Recommendations may include individual therapy, therapy to include family members, therapeutic group work, group therapy or tailored staff training in responding therapeutically to children displaying distressed behaviour.

Play therapy is a gentle yet effective technique which can lead the child on a life changing journey to a more hopeful and positive place.

How do I know which of my pupils would benefit from/need Play Therapy? Do you know a child who...?

- ◆ Suffers because of separated/divorced parents?
- ◆ Is withdrawn or continually unhappy?
- ◆ Finds it difficult to make friends?
- ◆ Quarrels frequently with peers or siblings?
- ◆ Bullies others or is bullied themselves?
- ◆ Displays inappropriate or challenging behaviour?
- ◆ Is not realising their full potential - academically, or socially?
- ◆ Has nightmares or has disturbed sleep?
- ◆ Has witnessed Domestic Violence?
- ◆ Is at risk of being/is excluded from school?
- ◆ Has suffered trauma or a loss / bereavement
- ◆ Has suffered emotional, physical or sexual abuse?
- ◆ Is adopted or fostered or in the process of being?
- ◆ Suffers from anxiety, stress or phobias?

We have identified below a range of support available, however we will also devise bespoke support and training to meet the specific needs of individual schools or groups of schools.

	Units	Pay as you go
Initial Assessment to include report (Mandatory)	7 units	£370
Therapy sessions (No. of sessions required will be detailed within the initial report)	2 sessions = 7 units	2 sessions = £370
Staff Awareness Training	Half Day = 10 units Full Day = 15 units	Half Day = £520 Full Day = £770

Physical Disability Team

The Physical Disability (PD) Team support children with a physical disability (e.g. cerebral palsy, dystrophy, acquired brain injuries, tumours, arthritis, and hyper-mobility). This specialist teaching team is available to support mainstream schools and early years settings (transfer support onto further and higher education settings is also available). We recognise the importance of working collaboratively with colleagues in mainstream schools and health settings, parents/carers and children to:

- ♦ Enable children and young people with physical disabilities to be educated in mainstream schools wherever possible
- ♦ Provide appropriate support for children with physical disabilities, their Parents/Carers and school staff to achieve successful, inclusive education
- ♦ Offer advice and training to help maintain access to a full curriculum
- ♦ Complete specialist assessments
- ♦ Assist with all aspects of planning and implementing access for children with limited mobility, including building modifications

The PD Team support children through: school and pre-school visits, transition planning; contributing to Statutory Assessment; reviews, IEPs and programmes of work; advice on the development of inclusive teaching strategies; specialist assessments; intervention programmes; staff training; curriculum support; advice on specific environmental adaptations to promote inclusion; advising on special arrangements for examinations where appropriate; working with pupils to develop strategies for independent learning; Teaching Assistant support; inclusive technology; manual handling assessments.

Service delivery is **free across Worcestershire**, delivered on behalf of :



North Worcestershire:

Chadsgrove School Support Services
PD Team

South Worcestershire:

Regency High School PD Team

Out of County/ Non Worcestershire Schools	Units	Pay as you go
Half day	5 units	£270
Full day	10 units	£520

Vision Impairment

The team is made up of specialist teachers (QTVI) who can identify and advise on resources and environmental adaptations to enhance inclusive practice and quality first teaching. The team can provide direct intervention, or work with teachers and teaching assistants to develop classroom management and independent learning approaches. The specialist team can also complete functional vision assessments onsite.

We have identified below a range of support available, however bespoke support and training to meet the specific needs of individual schools or groups of schools is also available.

	Units	Pay as you go
Subject Specialism—QTVI support for teaching and learning in the following subject areas: PSHE, Maths, Science, Music, IT, PE, Art, Languages, Humanities, English and Drama.	VF= 6 units WF = 7 units	VF = £320 WF = £370
Access Technology <ul style="list-style-type: none"> Ebraille - Braille readers and Braille Input (Half Day) Magnification and speech software (Half Day) 	VF = 4 units WF = 5 units	VF = £200 WF = £270
Braille/tactile learning <ul style="list-style-type: none"> Techniques for teaching Braille to Pupils with VI (Half Day) Producing tactile graphics (Half Day) 	VF = 4 units WF = 5 units	VF = £200 WF = £270
Accessibility support. Independent living and mobility	VF = 6 units WF = 7 units	VF = £320 WF = £370
Functional Vision Assessment	VF = 6 units WF = 7 units	VF = £320 WF = £370
VI accessibility audit of the school environment	VF = 6 units WF = 7 units	VF = £320 WF = £370
‘VF-VERBAL FEEDBACK’, ‘WF WRITTEN FEEDBACK’		

Whole School SEND Review

The SEND review will support self evaluation and leadership of SEND within your school or setting. The review will identify strengths and provide advice regarding next steps to development. A SEND consultant will work alongside the SENCo and Leadership Team to audit existing provision and policy.

Support with implementation and modelling effective practice is available through our SENCo strategic support provision.

Review Elements

SEND Review package includes:

- ♦ SEN Information Report
- ♦ SEND Policy
- ♦ SEN Register
- ♦ Role of SENCo and Qualifications
- ♦ Effective Use of Funding
- ♦ Assessment/Target Setting/Progress
- ♦ Provision Map
- ♦ IEPs or equivalent
- ♦ Effective use of Additional Support
- ♦ Role of SEN Governor/Governing Body
- ♦ Staff Development
- ♦ Monitoring Learning of Pupils with SEND
- ♦ Parent and Pupil Voice
- ♦ Work Scrutiny
- ♦ Data Scrutiny

	Units	Pay as you go
Full-day	12 units	£620

SENCo Strategic Support

We can offer support, guidance and advice for SENCos in the progression, monitoring and evaluation of school systems and SEND policy. This may include support with effective data collection and tracking for children with SEND, monitoring the delivery of high quality differentiated teaching, and advice on supporting the identification of pupils with SEND and implementing appropriate interventions. Support can also be provided to help support and develop areas identified in a whole school SEND review.

	Units	Pay as you go
Half-day	6 units	£320
Full-day	12 units	£620



SpLD Quality Mark

The Chadsgrove School Support Services **Specific Learning Difficulties Quality Mark** offers a fantastic opportunity to work through a series of standards to develop your whole school approach to supporting learners with specific learning difficulties (SpLDs). You will be provided with a named consultant who, over an agreed timescale, will offer you bespoke support to evidence the standards in order to earn accreditation.

4 steps to success

The accreditation procedure has been designed to ensure accessibility and cost effectiveness for schools, whilst maintaining an evaluative robustness. Schools and settings are fully supported through the four step process through site visits, phone calls and email support.

	Units	Pay as you go
SpLD Quality Mark (steps 2-4)	18 units	£920
Reaccreditation (every 3 years)	6 units	£320



Steps to accreditation

1



Completion of whole staff *Dyslexia Awareness Training* (training must have been delivered by CSSS prior to commencing the Quality Mark accreditation process). *Training is valid for 12 months.*

2



A visit to your school/setting to explore the standards to audit current policy and practice and action plan next steps.

3



A mid-point visit to your school/setting to evaluate work towards achieving the standards in progress and offer support as required.

4



A final accreditation visit to your school/setting where evidence of meeting the standards will be viewed.

The Quality Mark accreditation is reviewed on a three year rolling programme.

The review consists of a revaluation of SpLD Quality Mark standards and how they are continuing to be embedded across your school/setting



Careers Advisory Team

A team of experienced and professionally qualified Career Advisers who are registered with the Career Development Institute, and accredited with the Matrix Quality Standard for Information, Advice and Guidance.

The team's aims are:

- To afford the school every support that is deemed necessary and desirable in the support of the students and those responsible for them
- To deliver effectively and rigorously careers information, advice and guidance to young people; to maximise their life opportunities by promoting and enhancing participation and inclusion
- To offer additional, intensive support to the more vulnerable young people. Our vision is to sustain these students within the school setting; to help them to participate in the development of strategies in order to achieve a positive outcome; and to ensure that all may become engaged with a variety of employment, education and training opportunities
- To provide a high quality service that is universal yet tailored to the individual, so that all the young people may achieve good outcomes and reach their full potential, recognising however, some young people will need more support as they make that transition
- The services we can provide include:
 - Careers guidance interviews including a full action plan
 - Group work - choose from a range of topics such as employability workshops, apprenticeships and occupational awareness
 - Work with parents and carers at parents' evenings
 - Drop in sessions
 - Careers fair/employer events
 - Careers, information and guidance training for your staff
 - Tracking & follow up service that includes completion of your September Guarantee and Annual Activity returns and production of a Destination Report
 - Specifically tailored Career Action Plans that link directly into Education, Health & Care Plans for your students with special educational needs
- Attendance at A Level and GCSE results day

	Units	Pay as you go
Half-day	4 units	£195
Full day	6 units	£285

System Leadership: Primary and Special (All Ages)



Our specialist consultants will work with you to develop a programme that is bespoke for your school. Support from experienced senior leaders including National Leader of Education (NLE), with proven track records of enabling schools to provide evidence of effectiveness to parents, governors and Ofsted, and to drive teaching and learning forward.

Objective review of the school with written report, in relation to:	Half day 6 units Pay as you go £295	Full day 12 units Pay as you go £575
Effectiveness of leadership and management		✓
Quality of teaching, learning and assessment		✓
Personal development, behaviour and welfare		✓
Outcomes for pupils		✓
Effective use of assessment and data		✓
Meeting the needs of vulnerable students	✓	✓
Headteacher appraisal	✓	
New Headteacher mentoring	✓	

Training and CPD

	Half-day/2 hours twilight 7 units Pay as you go £370	Full-day 12 units Pay as you go £620
Effective classroom support		✓
Pre-phonics <i>skills and steps to learning sounds</i>	✓	
Multisensory Literacy		✓
Dyslexia Awareness	✓	
Dyspraxia Awareness	✓	
Introduction to ADHD	✓	
Introduction to Sensory Processing Disorder	✓	
Precision Teaching	✓	
Introduction to the Autism Spectrum <i>A whole school awareness</i>	✓	
Introduction to Engagement for Learning	✓	
Manual Handling	Up to 6 people	✓
	7-12 people	14 units Pay as you go £720
	13-18 people	17 units Pay as you go £870
Signalong introductory training (max 12 people)	5 units Pay as you go £270	



Training updates will be sent via service newsletters and course flyers.

	Half-day/2 hours twilight 7 units Pay as you go £370	Full-day 12 units Pay as you go £620
Engagement 4 Learning Awareness Training (1 hour)	4 units	
Protective Behaviours	✓	
Zones of Regulation	✓	
Anxiety	✓	
General Mental Health	✓	
Awareness / Support or specific mental health difficulties	✓	
Sensory Processing Differences and Difficulties in school	✓	
Identifying, Observing and Supporting Children and Young people with Attachment and Trauma related difficulties		✓
The role of Key Adults in Schools – SLT Team Training	✓	
The role of Key Adults in Schools – Practitioner Training		✓
Using the Observational Checklist to establish need, inform planning and observe impact of support for Children and Young People with Attachment and Trauma related difficulties.	✓	
Training – Relationship Based Play		✓

Prices are based, unless stated, on a maximum number of 20 attendees.
Additional attendees can be added, 10 staff equals 1 unit or pay as you go £70

SENCo Network

SENCo Network

The SENCo Network led by Lorraine Petersen OBE is firmly established as a highly valued resource, providing regular updates, expert advice and interactive discussion to enable SENCos to develop effective practice. Because the SENCo role is unique within schools, it may feel isolated. Meetings offer the chance to share concerns, get advice on specific issues and identify good practice with colleagues.

Membership of the SENCo Network includes attendance at termly meetings, a termly newsletter with important updates on SEN policy, and one delegate place at the annual SENCo conference hosted by Chadsgrove. Membership runs from 1st September each year. A reduction in fee may be made for those that join part way through an academic year.

Membership costs: £230 for 12 months

**** Units cannot be used to purchase SENCo Network Membership****

SENCo Network subscription contact:

courses@chadsgrove.worcs.sch.uk

01527 871511 (option 1)

Delivered in partnership with



Purchasing School Support

We have specific separate order forms for pay-as-you-go services and for advance purchase of units.

These forms can be downloaded from the School Support Services section of the Chadsgrove website or email schoolsupportservices@chadsgrove.worcs.sch.uk

The image shows two overlapping order forms from Chadsgrove Teaching School. The left form is the 'School Support Services Order Form' and the right form is the 'School Support Services Pay-as-you-go Order Form'. Both forms contain fields for school details, contact information, and purchase details.

Chadsgrove Teaching School
School Support Services Order Form

Minimum Purchase: 20 units = £400
Additional units available @ £20 per unit
Further discounts: 20 units = £800
or 50+ units = 5% discount*

Number of units required:
Total cost of units:

School / Academy Name: ☐ LA School ☐ Multi-Academy Trust
Headteacher:
Multi-Academy Trust / Organisation:
Email:
Telephone:
Address for correspondence:
Billing Address (if different to correspondence address):
Cost Centre for Internal Transfer for Worcestershire Schools: please complete both sections below
Internal Order: Cost Centre:
Authorised Signature: Name in Capitals:
Please return to:
Chadsgrove Teaching School, Meadow Road, Catshill, Bromsgrove, Worcestershire, B61 6B
Tel: 01217 470311 Fax: 01217 578361 email: schoolsupportservices@chadsgrove.worcs.sch.uk

Chadsgrove Teaching School
School Support Services 'Pay-as-you-go' Order Form

Service required:
Total cost:
School Name:
Headteacher:
Multi-Academy Trust / Organisation:
Email:
Telephone:
Address for correspondence:
Billing Address (if different to correspondence address):
Cost Centre for Internal Transfer for Worcestershire Schools: please complete both sections below
Internal Order: Cost Centre:
Authorised Signature: Name in Capitals:
Please return to:
Chadsgrove Teaching School, Meadow Road, Catshill, Bromsgrove, Worcestershire, B61 6B
Tel: 01217 470311 Fax: 01217 578361 email: schoolsupportservices@chadsgrove.worcs.sch.uk

https://www.chadsgroveschool.org.uk/web/school_support_services

Pre-Purchased Unit Packages

Initial Purchase Minimum of 20 units

Discount packages

50+ units entitles you to a 5% discount*

** Discount applied to single orders of 50 or more units.
May be used by an individual school or across a Multi-Academy Trust*



Chadsgrove School Support Services

Meadow Road
Catshill, Bromsgrove
Worcestershire, B61 0JL

Tel: 01527 871511 (option 2)

Email: schoolsupportservices@chadsgrove.sch.uk

Website: <https://www.chadsgroveschool.org.uk>



@chadsupportteam